



SAFETY BAY

SENIOR HIGH SCHOOL

ANNUAL REPORT 2024



Contents

- 02** Commitment To Culture
- 03** The Year of 2024
- 05** Student Numbers and Characteristics
- 06** Student Attendance
- 08** Student Wellbeing
- 10** Student Achievement and Progress
- 13** Year 12 Outcomes
- 16** School Income by Funding Source



COMMITMENT TO CULTURE

**Ngany kaadadjiny Noongar birdiya maaman, yoka, koolangka koora yeyi djoowak.
Nidja Noongar boodja-k ngany nyin**

We acknowledge and pay respect to the Noongar Elders — men, women and children — past, present and future. This is Noongar country we sit upon.

Safety Bay Senior High School is proud of our First Nation people and their role in educating every one of us. This is an area we all strive to keep learning about, and we encourage all to share their knowledge and be part of our development, educationally and culturally. We saw the introduction of a Reconciliation Action Plan (RAP) with a vision for our school to be a community where the spirit of reconciliation is alive, and where our First Nations students are families feel valued and respected.

OUR VISION

At Safety Bay Senior High School, our vision is to enhance the opportunities available to our school community and to provide meaningful pathways for future success. We believe everyone has the right to a supportive environment where they can thrive and contribute, whether it is in their learning, behaviour, mental health and wellbeing, at school or beyond.

OUR FOCUS

Our **2023-2025 Business Plan** focused on the four strategic areas of:

- **Pathways and Partnerships:** Every student is provided with a pathway to a successful future where they can make choices that build on their strengths and interests, allowing them to flourish in life.
- **Staff Excellence:** Our school is committed to the growth and development of staff as individuals, and sets high expectations for ourselves and others.
- **Successful and Healthy Learners:** Where everyone has a right to be safe, healthy, happy and learning.
- **Accountable Governance:** Ensuring decisions are made with thorough consultation and in response to evidence and data.

Our school priorities align with the Department of Education planning, which includes:

- Strategic Plan for WA Public Schools 2020-2024
- Statement of Expectation 2021-2024
- Building on Strength: Future Directions for the WA Public School System
- Focus 2023
- Teach for Impact



THE YEAR OF 2024

Established in 1978, Safety Bay Senior High School has been part of the community for over forty years and currently caters for over 1300 students, ranging from Year 7 through to Year 12. We have a proud history of producing successful graduates who contribute to the community on a local, national, and global scale.



Jess Halliday
Principal

Our school motto is *"Imagine. Believe. Achieve."* and underpins the Safety Bay Way school behavioural framework that aims to help our students improve their learning and achieve their dreams. This framework consists of five 'Ways', with students accumulating points for demonstrating the attitudes, behaviours and virtues associated with each category. Our Good Standing Policy sits under the Safety Bay Way and ensures we have the very highest expectations of, and for, our students. A dedicated multidisciplinary Student Services Team, consisting of Youth Engagement Coordinators, Student Care Managers, School Psychologists and Chaplain, provide effective pastoral support for our young people, and the introduction of our 'Together Together - A Guide to Getting Along' saw students receiving education on positive relationships, bullying and cyberbullying education, and fostering cultural change.

With the launch of our Whole-School

Instructional Model, Safety Bay Senior High School is committed to using the latest curriculum delivery methods in every classroom and invested in technology to support teachers and address individual student needs. Our strategies are driven by rigorous data analysis



to ensure we meet the needs of all students; including being a trial school for the Education Department's new Metrics Data Platform, which enables teachers to track student achievement over time and ensure they are on the right path to success. Based on leading research, and tailored to our unique context, this model fosters a safe and supportive learning environment for all.

Safety Bay Senior High School partnered with Perth Modern School to support high-achieving students in our Pathfinders program, providing expert guidance to help them excel academically and achieve the ATAR scores needed for university entrance. This approach has led to notable achievements, including awards in the Australian Maths Competition and the creation of the highly praised 'Short Story Collection', endorsed by the Duchess of York. Events

such as Science Week and Humanities and Social Sciences (HASS) Week have also engaged students and staff in fun, collaborative activities. To keep parents informed of their child's academic progress, we've personalised communications detailing students' achievements in assessments, allowing for meaningful conversations and insight into their progress compared to peers.

As our specialist programs and variety of courses expand, it has become essential that we are equipped with state-of-the-art facilities now and into the future. Our focus includes several projects designed to enhance the learning environment of our students and staff, including things such as a new Physical Education (and Sports) hall incorporating change rooms, health and fitness areas; new multipurpose courts; a second storey dedicated to our Visual Arts facility; a repurposed and refurbished Science, Technologies, Engineering and Mathematics (STEM) building, including commercial kitchen, food studios and staff facilities; conversion of the existing Administration building into a Student Services Hub; and a new Administration Centre with expanded, practical car parking.

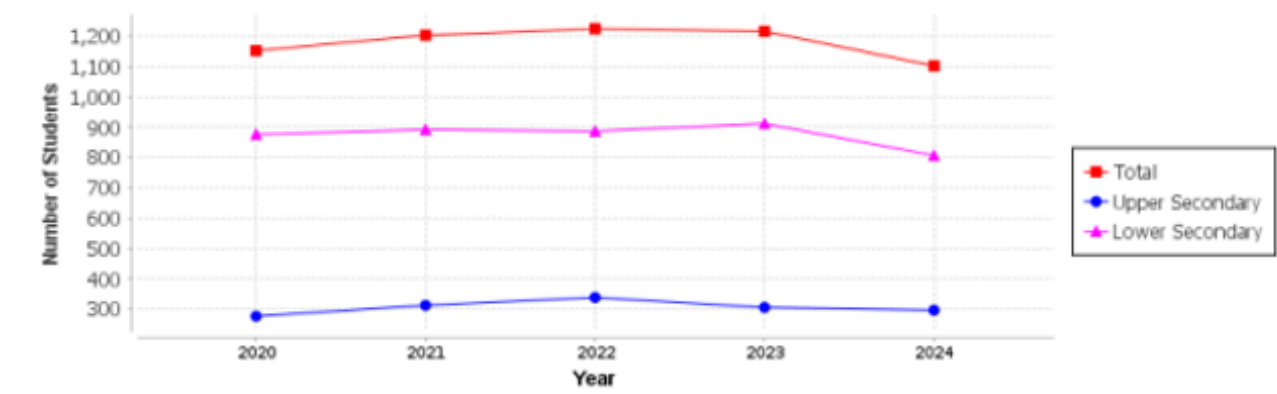
These enhancements will facilitate the creation of distinct social spaces, some of which will be used as informal teaching spaces, and the creation of a main boulevard that preserves our landscaped areas. The new development will build upon the established pattern of Safety Bay Senior High School and ensure that the function, build and materiality of the proposed development aligns with the structure and 'feel' of the existing single-storey campus. Construction is intended to commence from September 2025, with some facilities planned for completion in early 2027. Further refurbishments are anticipated to be completed in mid-2028.



Student Numbers and Characteristics

Our student number trends and characteristics conveying information on age, gender and cohort sizes are below.

Student Number Trends (based on 2024 Semester 2 Census Data)



2024 Semester 2

	2020	2021	2022	2023	2024
Lower Secondary	877	892	887	912	807
Upper Secondary	276	312	338	305	296
Total	1153	1204	1225	1217	1103

Note:

The graph and table include only full-time students

Student Numbers (as at 2024 Semester 2)

Secondary

	Y07	Y08	Y09	Y10	Y11	Y12	USE	Total
Full Time	184	229	206	188	167	129		1103

Gender

	Kin	PPR	Pri	Sec	Total
Male				537	537
Female				559	559
Total				1103	1103

Student Attendance

Safety Bay SHS is committed to utilising data-driven strategies to identify and support students with irregular attendance. By closely monitoring attendance patterns, we can proactively address barriers to learning and ensure students receive the necessary support to stay engaged in their education. The results show an improvement in student attendance in 2024 when compared with 2023.

There has been a series of school-based efforts that have contributed to this improvement; including, but not limited to:

- **Promoting the Importance of Attendance:** Emphasising the value of regular school attendance within the school community, highlighting its role in academic success, personal growth, and future opportunities.
- **Preventative Approaches:** Implementing strategies to identify and support students at risk of poor attendance, focusing on early intervention and targeted support to keep students engaged.
- **Community-Initiated Approaches:** Engaging with local agencies and organisations to strengthen student attendance through collaborative partnerships that provide additional resources and support.
- **Individualised Attendance Plans:** Developing and implementing personalised plans with students, families, and relevant stakeholders to improve attendance, especially for those with persistent absenteeism.
- **Documented Plans:** Creating clear, documented plans when necessary to address chronic absenteeism, ensuring ongoing review and adjustments.

Attendance

Secondary Attendance Rates

	School	WA Public Schools
2022	82.3%	80.4%
2023	78.4%	82.5%
2024	80.0%	82.2%

- **Accurate Attendance Records:** Maintaining precise and up-to-date attendance records and retaining all relevant documentation to track progress and inform decision-making.
- **Alternative Attendance Arrangements:** Managing and implementing alternative attendance arrangements when in the best interests of the student, ensuring continued support for their academic and personal development.

Attendance % - Secondary Year Levels

	Y07	Y08	Y09	Y10	Y11	Y12
2022	84%	82%	79%	82%	83%	85%
2023	84%	76%	76%	74%	81%	81%
2024	85%	81%	77%	76%	80%	85%
WA Public Schools 2024	87%	83%	81%	79%	81%	82%

To further increase student attendance, the school has appointed two dedicated Youth Engagement Coordinators who play a key role in fostering positive relationships and working closely with families to overcome attendance challenges. These Coordinators also provide guidance and help students explore and plan for their post-school pathway, ensuring each is aware of opportunities available to them, and are equipped with the tools and knowledge to succeed beyond school.

Through these targeted initiatives, Safety Bay SHS aims to create a supportive, inclusive environment where every student is encouraged to reach their full potential.

In addition to our school-based endeavours, we also engage with external agencies, connect with our Vocational Education and Pathways team to develop individual Pathway Plans, and work alongside our Student Services team to make school-based adjustments. Some of our additional strategies are highlighted below:

- **Collaboration with External Agencies:** The school works closely with external agencies/organisations to identify and overcome barriers to student attendance, ensuring that students receive the necessary support and resources to attend school regularly.
- **Referral to Alternative Options:** We recommend and explore referral options for students who may benefit from alternative educational pathways other than mainstream schooling, ensuring that their individual needs and circumstances are met.
- **Processes for Engaging Non-Attending Students:** We implement targeted processes designed to assist non-attending and alienated students in re-engaging with their educational programs, providing tailored support to help them participate fully in their learning.
- **Development and Implementation of Preventative Strategies:** Collaborating with relevant school staff, including VET/Program Manager, AIEO, HOSS, HOLA's, YEC/SS, and Year Coordinators, we develop and implement a range of preventative strategies aimed at engaging and supporting non-attending and alienated students at the school level.
- **Holistic Support for Students:** By providing ongoing support through a collaborative, whole-school approach, we ensure that students receive the guidance and assistance they need to overcome challenges and succeed in their education.



Student Wellbeing

At Safety Bay Senior High School, we are committed to ensuring everyone has the right to be safe, healthy, happy and learning. Everyone within our school community has a responsibility to work together to deliver these rights.

Over the last year we established an Action Respect School Project Team. Working closely with the Department of Education's (DOE) Innovation Unit and the Department's Respectful Relationships and Consent Project team, we are the only school in the state to participate in the ACTION Respect Initiative, together with our feeder primary schools.

We increased the number of First Nation students gaining access to educational support and cultural excursions through initiatives such as Deadly Dreaming, and had students complete the Kulbardi Aboriginal Program in collaboration with Murdoch University.

We introduced recess and lunch time activities for all students such as Tug of War, Giant Connect 4 and staff verses student basketball & volleyball games.



We successfully established a 'Think Tank', comprising of our Heads of Learning Areas and Program Coordinators, to successfully improve behaviour management processes and leading to a noticeable positive shift in student behaviour and increased staff wellbeing. Our data also shows a reduction in mobile phone policy breaches and an improved punctuality to class.

Year 7 students continued the Harmony Day tradition by adding their handprint to the Orange Ribbon of Harmony Day Mural.

The Muay Thai Program was extended to include the Year 10 cohort (in addition to Year's 7-9), to continue to build student resilience, leadership and teamwork in a goal-orientated environment.

Students from Year 8 took part in the 'Goals aHead' Program through the Fremantle Dockers' Purple Hands Foundation with a clear focus on students' mental health, physical health and wellbeing.



'R U O'Chella?', Safety Bay's own 'R U OK?' Day Festival, was held with live music, games, food, drinks, and much more. Staff and students were invited to meet with Youth Focus and Headspace who both attended with stalls.

During the 2024 'Bullying No Way: National Week of Action', themed 'Everyone Belongs', our Student Services team led several initiatives to promote a supportive environment for students. Each day featured fun activities designed to encourage engagement and raise awareness about bullying.



Reconciliation Action Plan (RAP)

Our vision is to be a community where the spirit of reconciliation enables everyone to achieve their potential and nurtures valuable, respectful relationships between all Australians. We are committed to ensuring our First Nations students and families feel valued and respected, and that all members of the school community develop high levels of respect for Aboriginal and Torres Strait Islander's histories, cultures and contributions.

In 2024, we formed a working party dedicated to the development of a Reconciliation Action Plan (RAP) at Safety Bay Senior High School. The RAP will continue to be developed in 2025 and onwards, strengthening relationships, respect and opportunities in the classroom, around the school, and with the community.

'Together Together: A Guide To Getting Along' - Positive Relationships Strategy

Bullying and cyberbullying are major issues for young people and school communities across Australia. A whole-community approach is needed to create lasting change. Bullying is a learned behaviour with harmful long-term effects on students' engagement, achievement, and wellbeing. However, it is a behaviour that can be changed.

Safety Bay Senior High School is committed to being a safe, inclusive, and respectful environment. To support this, we have partnered with Coosje Griffiths on a Bullying Prevention and Management Project focused on preventing bullying and cyberbullying, fostering cultural change, and providing support for both individuals and the broader community. The 'Together Together' resource was delivered to all Year 7 students and their families, along with educational sessions to support students' skills to develop positive relationships with peers and resolve conflict and bullying concerns.

Student Achievement and Progress

NAPLAN RESULTS - 2023-2024 Comparison

NAPLAN Average Test Scores

NAPLAN - Numeracy	2023	
	Year 7	Year 9
Average Score	501	542

NAPLAN - Reading	2023	
	Year 7	Year 9
Average Score	496	530

NAPLAN - Writing	2023	
	Year 7	Year 9
Average Score	493	535

Percentages of Students – Proficiency Levels

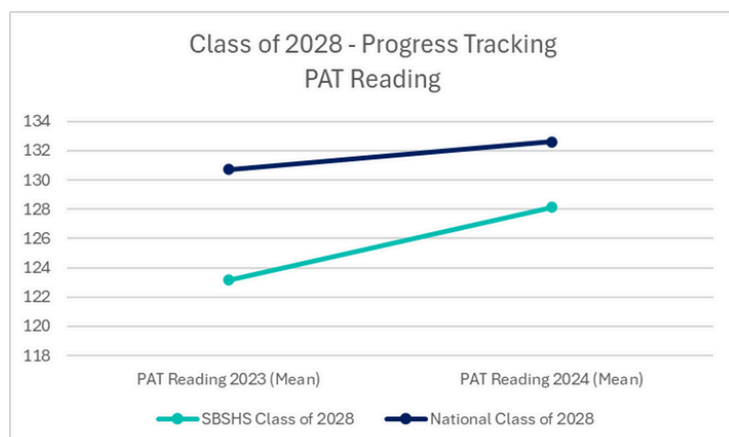
NAPLAN Numeracy	2024	
	Year 7	Year 9
Exceeding	3%	2%
Strong	47%	50%
Developing	34%	34%
Needs Additional Support	16%	14%

NAPLAN Reading	2024	
	Year 7	Year 9
Exceeding	7%	8%
Strong	43%	52%
Developing	34%	29%
Needs Additional Support	15%	12%

NAPLAN Writing	2024	
	Year 7	Year 9
Exceeding	10%	13%
Strong	35%	40%
Developing	41%	35%
Needs Additional Support	14%	12%

Reading and Numeracy - 2023-2024 Progress

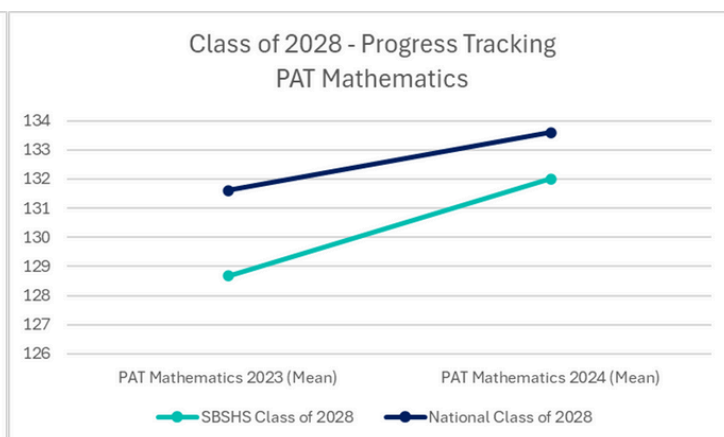
PAT Reading



Cohort Progression: 4.97

Cohort Add Value: **3.07**

PAT Mathematics



Cohort Progression: 3.32

Cohort Add Value: **1.32**

While NAPLAN results in Reading, Writing and Numeracy for Year 7 and Year 9 students in 2023 and 2024 provide a standardised snapshot of performance, they do not capture year-on-year progress for timely intervention. To address this, Safety Bay Senior High School implemented Progressive Achievement Testing (PAT) in Reading, Mathematics and Science for Years 7-9, commencing in Term 4, 2023. This initiative enables the school to measure student learning progress annually, benchmarked against national norms and standardised scales.

In addition to tracking progress, PAT testing provides diagnostic insight into gaps in curriculum knowledge, enabling teachers to deliver targeted and tailored intervention and instruction at the individual student, classroom, and cohort level. This data-informed approach ensures teaching is responsive to actual learning needs and supports improved academic outcomes.

2024 marked the first year in which a complete year-on-year comparison was possible. The Class of 2028, who were in Year 7 in 2023 and Year 8 in 2024, completed two PAT Reading assessments during this period. They demonstrated an average progression of 4.97 points in Reading, with a cohort value-add of 3.07 points, indicating not only strong academic growth but a narrowing of the gap between the cohort and national mean. In Mathematics, the same cohort showed an average progression of 3.32 points, with a cohort value-add of 1.32 points, again reflecting both improvement and impact.

This data affirms the school's targeted focus on academic growth and the effectiveness of ongoing monitoring through PAT assessments, supporting more responsive, intentional, and impactful teaching practices.

Our unwavering commitment to providing high quality teaching and learning for all has seen the introduction of two new initiatives; Whole-School Instructional Model and Quality Teaching Strategies Partnership.

Whole-School Instructional Model

With the launch of our Whole-School Instructional Model, Safety Bay Senior High School is committed to using the latest curriculum delivery methods in every classroom. We've invested in technology to support teachers and address individual student needs. Based on leading research and tailored to our unique context, this model fosters a safe and supportive learning environment. Our strategies are driven by rigorous data analysis to ensure we meet the needs of all students. This includes being a trial school for the Education Department's new Metrics Data Platform, which enables teachers to track student achievement over time and ensure they are on the right path to success.



Quality Teaching Strategies Partnership

Safety Bay Senior High School has partnered with Perth Modern School to support high-achieving students in our Pathfinders program, providing expert guidance to help them excel academically and achieve the ATAR scores needed for university entrance. This approach has led to notable achievements, including students winning awards in the Australian Maths Competition and the creation of the highly praised 'Short Story Collection' endorsed by the Duchess of York. Events such as Science Week and Humanities and Social Sciences (HASS) Week have also engaged students and staff in fun, collaborative activities. To keep parents informed, we've personalised communications detailing students' achievements in assessments, allowing for meaningful conversations and insight into their progress compared to peers.

Year 12 Outcomes (Data) Including VET

(Source: SAIS WACE Report)

Senior Secondary

Year 12 Pathways

	Y12 Students	ATAR Only	ATAR & Cert II or Higher	VET Cert II or Higher	Other	
					Verified	Unverified
2022	161	2 (1.2%)	18 (11.2%)	118 (73.3%)	23 (14.3%)	0 (0.0%)
2023	155	1 (0.6%)	25 (16.1%)	106 (68.4%)	23 (14.8%)	0 (0.0%)
2024	147	1 (0.7%)	13 (8.8%)	109 (74.1%)	24 (16.3%)	0 (0.0%)

Year 12 Students Completing a VET Certificate (during Years 10 to 12)

	Certificate I		Certificate II		Certificate III or higher	
	Number	Percentage	Number	Percentage	Number	Percentage
2022	0	0.0%	120	88.2%	16	11.8%
2023	0	0.0%	74	56.5%	57	43.5%
2024	0	0.0%	51	41.8%	71	58.2%

WACE Achievement

	Eligible Year 12 Students	Percentage achieving WACE
2022	144	83%
2023	136	82%
2024	127	86%

Percentage of Students Acquiring an ATAR Achieving One or More Scales Scores of 75 or More

	Number acquiring an ATAR	Number achieving one or more scales scores of 75+	Percentage achieving one or more scaled scores of 75+
2022	20	1	5%
2023	26	0	0%
2024	14	0	0%

The Senior Secondary pathways at Safety Bay Senior High School have been strategically structured to provide a diverse array of options, catering to varied academic capabilities and vocational interests:

- **ATAR Pathways:** Our ATAR pathways comprise of robust offerings with compulsory ATAR English and Mathematics, combined with two additional ATAR subjects and at least one vocational certificate. The successful implementation of the UniReady Program has also effectively supported students seeking alternative university entry routes, underscoring the versatility and inclusivity of our pathways.
- **Foundation Pathways:** Focused on foundational literacy, numeracy, and employability skills, the Foundation Pathway ensures that students are well-prepared for immediate employment or further vocational education.
- **Industry Links Program:** This program successfully integrates general education with practical certifications (Certificate II in Workplace Skills and Certificate III in Business), workplace learning, first aid and White Card qualifications. The industry-aligned nature of this program has significantly enhanced student employability and preparedness for vocational pathways.
- **General Pathways:** The general pathway balances academic rigour with vocational exposure, providing general-level English and Mathematics alongside three elective subjects and at least one Certificate, preparing students well for TAFE/Vocational Education entry or direct employment.



At Safety Bay Senior High School, we have seen some incredible achievements in 2024.

Some additional results on student outcomes included:

- A significant **183% increase** in the number of students **predicted to reach a 70+** Australian Tertiary Admission Rank (ATAR) score compared to 2023. **79%** of Year 12 ATAR students received **early offers to universities**.
- **Every Year 12 student** that participated in the Curtin University UniReady Program in 2024 **succeeded** in securing an alternative route to university.
- **86%** of Year 12 students successfully **obtained the Western Australian Certificate of Education (WACE)**.
- **Six** students were offered **full-time apprenticeships** through our Industry Links program and their work placement.
- **20** Year 12 students were **accepted to TAFE** for further study.
- We hosted the Safety Bay Senior High School Career Expo, the **largest school-based employer expo** in the Rockingham region, to support student pathways and potential employment options for Year 9–12 students.
- **11** Year 10 students **completed the KIC iProjects** throughout the year, with 100% of applicants **offered pre-apprenticeships**, and **two receiving scholarships** to complete the three-day Murdoch university Experience STEM Event.
- 101 Individual Year 9 students attended one or more of the 25 **Career Taster** programs provided.

Key strategies that contributed to the above results included:

- **Adjusting the school timetable** to increase face-to-face instructional time by 25 minutes per week, offering more flexibility for students to accommodate study and part-time work schedules, and allowing a collective focus on school-wide improvement, curriculum planning, and educational development.
- We conducted **Individual Pathway Planning (IPP)** with all our students to help explore, identify and evaluate their learning and work pathways. We delivered pathway planning meetings to all Year 10 students to provide more direction for post-school success.
- We created a **Careers Hub** in the library with eleven desktop computers, a meeting space for external providers, and workshops throughout the year. We developed a **Cultural Centre Careers Hub**, upskilled our Aboriginal and Islander Education Officer (AIEO), and delivered culturally relevant workshops and employer visits.
- We hosted our inaugural **Industry Forum event** with 15 local industries to develop a plan for enhancing our students' work-ready skills.
- We continued to **grow the Careers Expo** experience with Year 9–12 students, and a group of 40 attended the SkillsWest Expo and the Indian Ocean Defence and Security Conference and Exhibition in Perth.
- We conducted **career conversation workshops** for parents and teachers.
- We conducted a **Foundation Parent Workshop** for parents and students moving into the Foundation Senior School Pathway.

School Income by Funding Source (Data)

(Source: Schools Resourcing System)



Department of
Education

Operational One Line Budget Statement

Annual Financial Summary 31/12/2024

School:	Safety Bay Senior High School	School Year:	Dec 2024 (Verified Dec Cash)	
Region:	South Metropolitan Region	Aria:	0	
		Distance to Perth (km):	40.48	
One Line Budget – Dec 2024				
		Current Budget	Actual YTD	Variance
Carry Forward (Cash):	\$	1,469,741	1,469,741	
Carry Forward (Salary):	\$	248,744	248,744	
INCOME				
Student-Centred Funding (including School Transfers & Department	\$	16,357,452	16,357,452	
Locally Raised Funds:	\$	525,754	525,328	426
Total Funds:	\$	18,601,691	18,601,265	426
EXPENDITURE				
Salaries:	\$	14,476,516	14,476,516	
Goods and Services (Cash):	\$	3,157,454	2,259,873	897,582
Total Expenditure:	\$	17,633,970	16,736,388	897,582
Variance:	\$	967,721	1,864,876	-897,156

Income

	Current Budget	Actual YTD	Variance
Carry Forward (Cash)	\$1,469,741.17	\$1,469,741.00	\$0.17
Carry Forward (Salary)	\$248,743.63	\$248,743.63	\$0.00
Student-Centred Funding (including School Transfers & Department Adjustments)	\$16,357,452.03	\$16,357,452.03	\$0.00
Per Student	\$12,774,744.00	\$12,774,744.00	\$0.00
School and Student Characteristics	\$2,604,761.56	\$2,604,761.56	\$0.00
Disability Adjustments	-\$20,659.05	-\$20,659.05	\$0.00
Targeted Initiatives	\$891,448.91	\$891,448.91	\$0.00
Operational Response Allocation	\$35,569.88	\$35,569.88	\$0.00
Regional Allocation	\$0.00	\$0.00	\$0.00
School Transfers – Salary	-\$993,743.63	-\$993,743.63	\$0.00
School Transfers - Cash	\$1,089,680.36	\$1,089,680.36	\$0.00
Department Adjustments	-\$24,350.00	-\$24,350.00	\$0.00
Locally Raised Funds (Revenue)	\$525,754.00	\$525,328.31	\$425.69
Voluntary Contributions	\$32,200.00	\$32,199.75	\$0.25
Charges and Fees	\$291,543.00	\$291,435.58	\$107.42
Fees from Facilities Hire	\$1,000.00	\$681.82	\$318.18
Fundraising/Donations/Sponsorships	\$6,583.00	\$6,582.50	\$0.50
Commonwealth Govt Revenues	\$0.00	\$0.00	\$0.00
Other State Govt/Local Govt Revenues	\$44,798.00	\$44,797.74	\$0.26
Revenue from CO, Regional Office and Other schools	\$27,080.00	\$27,080.15	-\$0.15
Other Revenues	\$122,550.00	\$122,550.77	-\$0.77
Transfer from Reserve or DGR	\$0.00	\$0.00	\$0.00
Residential Accommodation	\$0.00	\$0.00	\$0.00
Farm Revenue (Ag and Farm Schools only)	\$0.00	\$0.00	\$0.00
Camp School Fees (Camp Schools only)	\$0.00	\$0.00	\$0.00
Total	\$18,601,690.83	\$18,601,264.97	\$425.86

Expenditure

	Current Budget	Actual YTD	Variance
Salaries	\$14,476,515.98	\$14,476,515.98	\$0.00
Appointed Staff	\$13,550,687.03	\$13,550,687.03	\$0.00
New Appointments	\$0.00	\$0.00	\$0.00
Casual Payments	\$825,045.10	\$825,045.10	\$0.00
Other Salary Expenditure	\$100,783.85	\$100,783.85	\$0.00
Goods and Services (Cash Expenditure)	\$3,157,454.12	\$2,259,872.51	\$897,581.61
Administration	\$86,866.00	\$92,193.06	-\$5,327.06
Lease Payments	\$91,930.12	\$91,930.12	\$0.00
Utilities, Facilities and Maintenance	\$419,205.50	\$449,617.10	-\$30,411.60
Buildings, Property and Equipment	\$437,297.00	\$464,689.57	-\$27,392.57
Curriculum and Student Services	\$1,131,495.46	\$1,016,791.00	\$114,704.46
Professional Development	\$50,409.00	\$56,869.61	-\$6,460.61
Transfer to Reserve	\$0.00	\$0.00	\$0.00
Other Expenditure	\$73,360.00	\$80,540.23	-\$7,180.23
Payment to CO, Regional Office and Other schools	\$866,891.04	\$7,241.82	\$859,649.22
Residential Operations	\$0.00	\$0.00	\$0.00
Residential Boarding Fees to CO (Ag Colleges only)	\$0.00	\$0.00	\$0.00
Farm Operations (Ag and Farm Schools only)	\$0.00	\$0.00	\$0.00
Farm Revenue to CO (Ag and Farm Schools only)	\$0.00	\$0.00	\$0.00
Camp School Fees to CO (Camp Schools only)	\$0.00	\$0.00	\$0.00
Total	\$17,633,970.10	\$16,736,388.49	\$897,581.61